

***COMPETIȚIA NAȚIONALĂ
„ȘCOALĂ EUROPEANĂ”
EDIȚIA 2023***

Tipul proiectului:

Erasmus+ / KA2

MUSIC TO ALL

[Home](#) [Introduction](#) [Blog](#) [Dissemination](#) [Members](#) [Contact](#)



POWERED BY weebly

MUSIC, INCLUSION AND DIVERSITY

"**Music to all**" is an KA229 **Erasmus+ Project** to work in preparing students to promote effective inclusion through music.

Turkey, Spain, Croatia, Lithuania, Poland and Romania have created this project to use the universal language (music) with students from 3 to 15 years old. They want to promote values as **diversity, respect, cooperation, empathy**, etc.

Parteneri:



Turkey



Romania



Poland



Lithuania



Croatia



Spain

- MEB Ordu Unye Anafarta Ortaokulu – Turcia
- Scoala gimnaziala nr. 184 – Romania
- Prywatna Szkola Podstawowa nr. 72 „Szkoła Marzen” Jazgarzewszczyzna-Polonia
- Kybartai Saules progimnazija – Lituania
- OS Ravna Gora- Croatia
- CEIP Lope de Vega- Spania (coordonatorul proiectului)

Obiectivele proiectului: Dezvoltarea abilităților de predare a profesorilor prin conceperea unor metode inovatoare și creșterea motivației elevilor de a participa la procesul educativ prin folosirea unor noi metode de lucru interdisciplinar ce vor duce la dezvoltarea creativității și a abilităților de comunicare.

What are the objectives you would like to achieve and concrete results you would like to produce?
How are these objectives linked to the priorities you have selected?

We will use music as a tool to achieve the objectives. Apart from effective methods and tools, new skills and practices will be developed to establish an inclusive society all kind of individuals will play an active role in. The participants will understand different kind of individuals and develop respect to each other.

We want to:

- prepare musical materials from idle belongings
- acquire better listening skills
- tell the sounds in nature via the stories with music
- learn to use the instruments in rhythm
- improve foreign language skills
- communicate using different ICT tools, the Internet in a safe way
- include all our students by offering a wide range of activities no matter what their background is and find a way to highlight any skill and talent
- keep our students motivated thanks to collaborative activities to avoid school early leaving
- integrate the disadvantaged at the risk of educational and social exclusion
- prepare a kind of skills development program in which all the students can make music
- overcome the challenges that can cause isolation and loneliness
- to have our students develop their talents and skills, improve body control, self expression, creativity
- learn to prepare a program for the disadvantaged
- make inclusion effective, a way of personal growth.

Concrete results:

The participants will

- have information about European languages
- be familiar with the physical and emotional needs of different type of individuals
- have opportunities of social skills while interacting with each other which will promote self-confidence, cooperation skills and inspire acceptance
- introduce functions of music
- develop their cognitive skills and their musical memories while memorizing lyrics and rhythms of songs
- be informed of other countries instruments
- enhance attention span and develop listening skills and perceptions

Also:

- dissemination platforms and tools (twinspace, website, logo, surveys, project corners, contact with local press)
- school events to showcase our work
- online and hand-made posters using ICT, arts to display at school
- PPT and innovative presentations
- an ebook of project songs and distribution of project song CDs
- a final movie where each partner makes a chapter.

Teachers and students will increase level of digital competence and be motivated to participate. The staff will improve their teaching skills, experiences and implementations by means of the new competences they will have.

We will have such products as video clips of our songs and activities, album, slide shows about cultural elements in music, digital albums, e-book of songs.

Regarding the European priorities, the project is based on cross cultural experiences that support cultural diversity and international understanding. Teachers will share and exchange experiences and practices to develop educative and social skills by sharing ideas, tasks, materials. All participants have greater understanding and responsiveness to social, linguistic and cultural diversity and more positive attitude towards EU communities.

Descrierea proiectului:

Tema proiectului este integrarea copiilor dezavantajați și excluși social prin/si cu ajutorul muzicii, învățarea limbilor străine, pregătirea de instrumente musicale din diverse obiecte

Activități de mobilitate, stagii de educație și formare profesională în străinătate cu o durată de 5- zile care vor fi parcurse de un număr de câte 3 și apoi 2 profesori din fiecare școală parteneră.

La finalul proiectului se va pregăti un CD cu muzica adunată pe parcursul proiectului și un jurnal cu impresii din fiecare mobilitate.

Description of the activity:

- Describe the content, methodology and expected results of the activity.
- How is it going to be related to or integrated with the normal activities of the involved schools?

During this activity, we will introduce our schools, give a deeper insight to each school assets and issues that the project will help tackle. We will decide about the exact dates of the online and LTT activities.

Turkey, experienced in Erasmus+ projects, will organize a first common workshop to help the newcomers with running properly the project in their schools (managing and implementing the project, disseminating, writing reports for Mobility Tool). Spain and Romania will help to Turkey in this workshop. The workshop will have been prepared online before the meeting thanks to an event created on the twinspace in Etwinning and online collaborative tools (Team Up, Google Docs, Framapad, Canva for the presentation and Adobe Connect on Etwinning).

This meeting will also be the opening ceremony of the project for Spain so we will invite the school community, local press and stakeholders to join the presentation of the project and introduce our partners to them. This way we will introduce the Erasmus programme to entice other local partners to join. We will invite local school teachers in order to multiply the ripple effect.

Getting to know the target group: In order to be successful in education, before the planning stage, it is necessary to know the qualities of the target group, what they can and cannot achieve, their physical development, how to approach them and what teaching methods and techniques we should use to educate them. Therefore, we will get to know the target group and teach how to educate them. To achieve this aim, the hosting country will organize a workshop. The participating countries will share their experiences about the disadvantaged in their city. As a result of sharing good practices, they will learn how to work with the disadvantaged.

Preparing the program: We aim to find links among the disadvantaged also including the disabled, ordinary, gifted and talented individuals of our future European communities. In preparing a common program of music education for these students, it is important to follow an order from easy to difficult steps. We should not expect an immediate achievement of the objectives. The objectives can be achieved at different stages. The objectives should be placed in the program by being cascaded and the necessary reinforcements should be done appropriately. The studies point out that the programs should include such activities as listening to a sound and distinguish it from others, singing songs, rhythm, stories with music and creative movements and dancing. We will discuss the steps of an effective plan with the teachers by sharing our experiences and learn how to make a plan which will provide also students to participate in the LTT activities. The following LTTs will include the necessary steps in the social skills program including musical education. We will test, implement and organize these steps. In this way, the partners will know how to plan a program for the disadvantaged.

Please describe your plans for dissemination and use of project results.

- How will you make the results of your project known within your partnership, in your local communities and in the wider public? Who are the main target groups you would like to share your results with?
- Are there other groups or organisations that will benefit from your project? Please explain how.

We will use a dissemination plan to inform school community, stakeholders, local representatives, schools to advertise about the Erasmus program, our project to spread the results, experiences, products/good practices. Each school will use their native language in dissemination activities to reach more people locally within the partnership's target group. The coordinator will be responsible for checking dissemination/implementation activities of partners. However, responsibility will be shared among the partners. Each partner will assign people who will be responsible for dissemination. These people are to have effective public relations, use of ICT, communication skills/ have effective contacts with the press. They will check the regular updating of common platforms.

Dissemination activities will be paid by means of grant allocated for project management.

A project website will be created. Its link will be on websites of each partners. E-twinning platform will be used to display/share our products/benefits. They will be updated at regular basis.

Our works will be an encouragement for other schools in the area to make efforts to start similar projects. Our target audience will be invited to our celebrations, namely those taking place during students' mobilities. Local press will be invited for the opening ceremonies that will take place in each school and every time a celebration takes place. As there may be some other people who may be

interested in our partnership ideas (like musicians, youth workers, researchers, librarians, publishers), they may be a good channel to spread the results. We will use newspaper articles, brochures, leaflets, books, DVDs, presentations, website to distribute our project progress and results to local communities, to the Life Long Learning Community and to all our target audiences.

There will be regular project meetings at school, for teachers/students. Project corners, exhibitions at school will be always updated to make everyone informed about the progress and outcome of the partnership. Leaflets, items will be distributed to make the project more visible. Parents, who have an important role to play as regards circulating the information, will be regularly informed thanks to meetings, newsletters/website blogs about the progress. They will be informed every time an activity, a cultural visit, an expert workshop meant for students is funded.

Parents, teachers and any other people will easily get information about our project when they look over our project's brochures/Erasmus + corner at schools. They can follow our project activities and other common platforms easily.

We aim at inviting teachers/representatives from other schools to attend our events to encourage schools to take part in similar projects. We will present our partnership work/progress in educational symposiums, conferences, seminars at the local and national levels. In any educational event in our schools/local area, we will use the opportunities to spread the news, progress/results.

Activities



Co-funded by the
Erasmus+ Programme
of the European Union



Music to all



| Id | Activity Type | Starting Period | Description |
|-----------|--|------------------------|--|
| P1 | Other Project Events | 09-2019 | Establishing the project teams (teachers/students). Each partner country will do. |
| P2 | Other Project Events | 09-2019 | Registering students in twinspace. Presentations of students to each other. Research on partners, making collaborative presentations, articles for our magazine. Each partner country will do. |
| P3 | Other Project Events | 10-2019 | Creating dissemination tools: Website and twinspace. A website and Erasmus+ link will be created by Spain. Each country will create a link in their school's website. It will include the stages, news, the flags, project logo, Erasmus+ logo, the descriptions of the partners and website links. Elaboration of a toolkit of resources (worksheets, evaluation and assessment forms). Making a chain movie. |
| P4 | Other Project Events | 10-2019 | Informing our community by organizing displays, meetings (4 times). We will inform our community about the project by organizing displays, meetings with the school staff, the students, the parents, the folk and the local press, local authorities, etc. Each partner country will do. |
| P5 | Other Project Events | 10-2019 | Creating an Erasmus corner at school. The activities will be displayed. Partner institutions will create an Erasmus corner in their schools. After each mobility, the activities carried out will be displayed in the partners Erasmus+ corners. Each country will do. |
| C1 | Short-term joint staff training events | 11-2019 | c1 |
| P6 | Other Project Events | 11-2019 | Writing a journal with impressions about mobilities. The partner institutions will create a journal in their schools. The participants will write a journal with their feelings and impressions about the mobility to the other country and they must share their journals with partners after the mobilities. Each participant will do it after every mobility. |
| P7 | Other Project Events | 12-2019 | You know it. Now notice and introduce it to us: After C1, we will organize a workshop and explain the staff the things that we learn. We will upload the photos and products on online platforms. |
| P8 | Other Project Events | 01-2020 | Logo competition: Students and teachers are invited to design a logo and vote online for their favourite |


| | | | |
|-----|--|---------|--|
| | | | <p>one. The coordinator will award the winner. It will be used on products.</p> <p>Students will draw it on A3 sheet (29.7cm x 42 cm). The name of the student and country will be written at the back of it. It should contain all the partners.</p> <p>They will vote according to:</p> <p>Visuality: It should be well-designed visually. Words or sentences should be legible. Images should be clear. It should not include any politics.</p> <p>Intelligibility: It should be clear to understand.</p> <p>Originality: It should not be copied from a famous logo.</p> <p>Eligibility: It should not be a picture or a poster.</p> <p>Relevance: It should be about the project.</p> |
| P9 | Other Project Events | 02-2020 | Live Dictionary: Preparing a dictionary by using Web 2.0 tools and uploading it on etwinning. It will consist of daily expressions, be written, auditory and visual, and include partner countries' language and English meanings. |
| P10 | Other Project Events | 02-2020 | Introducing National Days: A presentation with pictures/videos about their national days, upload it on etwinning. Products will be displayed in the partner corners. |
| C2 | Short-term joint staff training events | 03-2020 | C2 |
| P11 | Other Project Events | 03-2020 | Create your musical instrument/show us your rhythm: Participants will teach the team how to create an instrument from idle belongings and record a rhythm performance. Products will be uploaded on online platforms. |
| P12 | Other Project Events | 04-2020 | Story of your songs: Introducing a song, its story and singing. |
| C3 | Short-term exchanges of groups of pupils | 05-2020 | C3 |
| P13 | Other Project Events | 06-2020 | Fête de la Musique (World Music Day, June, 21st) Celebrating World Music Day at school. Products will be uploaded on online platforms. |
| P14 | Other Project Events | 06-2020 | Monitoring the project/Checking the progress: We will do it on etwinning. Turkey will prepare a worksheet. In the conference, we will check the activities. We will check the previous activities and plan the next ones. We will discuss the problems if any. |

| | | | |
|-----|--|---------|---|
| P15 | Other Project Events | 09-2020 | Evaluating the questionnaires: We will upload the analysis on common platforms. Teachers and students will write comments about the uploaded works. |
| C4 | Short-term exchanges of groups of pupils | 10-2020 | C4 |
| P16 | Other Project Events | 11-2020 | Teach me your dance with your music: We will tell the teams the skills learned in C3/C4. We will record a performance including the music and dance figures. Products will be uploaded on online platforms. |
| P17 | Other Project Events | 12-2020 | Making a pocket calendar: We will write the important days and weeks of each country. The cover of the calendar will be the project logo and it will include the Erasmus logo. Photos will be used in 12 months. Spain will create a calendar as pdf by the 1st week of December, 2020. Each country will print and distribute them to the institutions in their town in the beginning of 2021. |
| P18 | Other Project Events | 01-2021 | Leading Folk Singers: Partners introduce singers and their music. |
| P19 | Other Project Events | 02-2021 | Music has no barriers: A presentation about their countries' disabled musicians. Introducing relaxing, instrumental or religious music and musical instruments. |
| C5 | Short-term exchanges of groups of pupils | 03-2021 | C5 |
| P20 | Other Project Events | 03-2021 | Create your body music (after C5): We will tell the teams the skills and record a performance of body percussion. Products will be uploaded on online platforms. |
| P21 | Other Project Events | 04-2021 | Each country will write a stanza about peace in cooperation with their team. We will choose the best stanza via an online questionnaire. The result will be announced on online platforms. We will compose the stanza in the workshop in C6. |
| P22 | Other Project Events | 05-2021 | Recording the saying "All we need is peace": Each country will record a video of 30-40 seconds. In this video, people from different jobs and/or local people will say "All we need is peace." in different places. For example, it can be a well-known place or a place that is associated with peace. The video will follow and order of demonstrating the flag of the |



| | | | |
|-----|--|---------|---|
| | | | country and then a photo of the school with its name written under it and go on. After that, we will create a movie by combining these separate videos. Poland will combine them and give the last shape. It will be uploaded on online platforms. |
| C6 | Short-term exchanges of groups of pupils | 06-2021 | C6 |
| P23 | Other Project Events | 08-2021 | Making e-book of songs, video clips and distribution of song CDs: An e-book including the songs is prepared by Croatia. Posters and brochures are distributed. A video clip of the works is prepared and the recorded sayings are used as intro. Video clips are distributed. |

<https://twinspace.etwinning.net/81795/pages/page/822742> (logo competition)



Pages

Introduction

Timeline

Countries

— Turkey

— Romania

— Poland

— Lithuania

— Croatia

— Spain

Journals

— Croatia Diary

— Lithuania Diary

— Spain Diary

Romania

Our students logos...



Search







And the winner is...



Live Dictionary

<https://liblink.pl/Pkr7X02RTb>

The Kahoot! interface shows a quiz titled "Erasmus 'Music to all'". The quiz is public and was created about 1 year ago. It contains 24 questions. The first four questions are visible:

- 1 - Quiz: How is "Hello" in Polish? (20 sec)
- 2 - Quiz: How is "Goodbye" in Turkish? (20 sec)
- 3 - Quiz: How is "What's Your name" in Romanian? (20 sec)
- 4 - Quiz: How is "How are You?" in Spanish?

The Prezi presentation slide features a green background with musical notes. A central circle contains a "hello!" graphic with six flags and their corresponding greetings:

| Flag | Greeting | Pronunciation |
|-----------|----------|---------------|
| Romanian | buna | (BOO-nah) |
| Croatian | bok | (boh-k) |
| Hungarian | labas | (LAH-bahs) |
| Polish | cześć | (Tch-esh-ch) |
| Spanish | hola | (OH-lah) |
| Turkish | merhaba | (mer WAH-bah) |

The Prezi logo is visible in the bottom left corner. A "UP NEXT" section in the bottom right corner shows "Untitled Prezi" by Krystian Jedr...

Making a pocket calendar



Leading folk singers



LEAD FOLK SINGERS

MUSIC TO ALL

ERASMUS +

2019-1-ES01-KA229-064183_4

A few things about the Romanian musical History

Folk music is the oldest form of Romanian musical creation, characterised by great vitality; it is the defining source of the cultured musical creation, both religious and lay. Conservation of Romanian folk music has been aided by a large and enduring audience, also by numerous performers who helped propagate and further develop the folk sound.

The religious musical creation, born under the influence of Byzantine music adjusted to the intonations of the local folk music, saw a period of glory between the 15th and 17th centuries, when reputed schools of liturgical music developed within Romanian monasteries. Russian and Western influences brought about the introduction of polyphony in religious music in the 18th century, a genre developed by a series of Romanian composers in the 19th and 20th centuries.

Few lead folk singers that worth mentioning...

Ducu Bertzi is a Romanian folk musician. His songs are usually his own compositions, but he also has in his repertoire some Romanian folk songs.

Until going to high school, he studied the violin for 8 years, and from the 9th grade he started the rock band "Mi bemol rock" with a couple of friends. With this band he would sing at high school serratess and ball-rooms Romanian songs and songs from the repertoire of other band that were in fashion at that time. In time, he renounced the electric guitar in favor of the acoustical one, due to lack of high quality technical equipment. The literature association from his hometown also inspired him to follow the paths of poetry. Later, at the first poetry and folk music festival at Sighet in 1973, he won the Grand Prize.

In 1976 he became part of the folk stage of "Cenaclul Flacăra", and his first radio recording was made in 1979 for the song "Cînd s-o-mpărțit norocu" ("When luck was being distributed").

His best-known songs are "Și de-ar fi..." ("If it would be..."), "Floare de colț" ("Edelweiss"), "M-am îndrăgostit numai de ea" ("I fell in love with her only"), "Suflet fără chei" ("Keyless soul"), "Omul pădurii" ("Man of the woods")



Maria Ciobanu is a Romanian folk singer. Her repertoire include more than 700 recorded songs for Romanian, Yugoslavian and Holland Record Companies, Romanian Radio and TV... Some of her famous songs are: „Lie ciocârlie”, „Aurelu’ mamei”, „Doar o mamă poate ști”, „Spune-mi neică-adevărat”, „Cei mai frumoși ani ai mei”, „Ce n-aș da să mai fiu mică”, „Roată, roată...” and so on



Florin Chilian started playing music in Rubin, a group created by him.

Between 1984 and 1987, he gets the first prize in Cântarea României.

In 2001, he released his first album, *Iubi - Interface to Reality*. In 2004 he signed a contract with Roton record label and in September of the same year he released his second album *Ten Commandments, Report of the State of the Nation, 1989-2004. The First Step*, which contains the hit "Zece". The album is based on the musical interpretation of the 10 Bible Commandments.

In June 2010 he released his third album, *The Autist, Do not Go Down on Brâncuși!*. In 2017, he released the album *Pre@Clasic* at the *Luna PR & Events* record label. *Pre@Clasic* is a reinterpretation of classical music, the album is conceived and written entirely for string quartet - chamber music and voice. Through this album, he invented a new musical genre combining pop with pre-classic music.

One of the greatest folk musicians is Gheorghe Zamfir. He is famous throughout the world today and helped popularize a traditional Romanian folk instrument, the panpipes.



Music has no barriers



MUSIC HAS NO BARRIERS!



MUSIC TO ALL

KA229-1-ES01-KA229-064183_4



George Nicolescu is a blind Romanian musician.

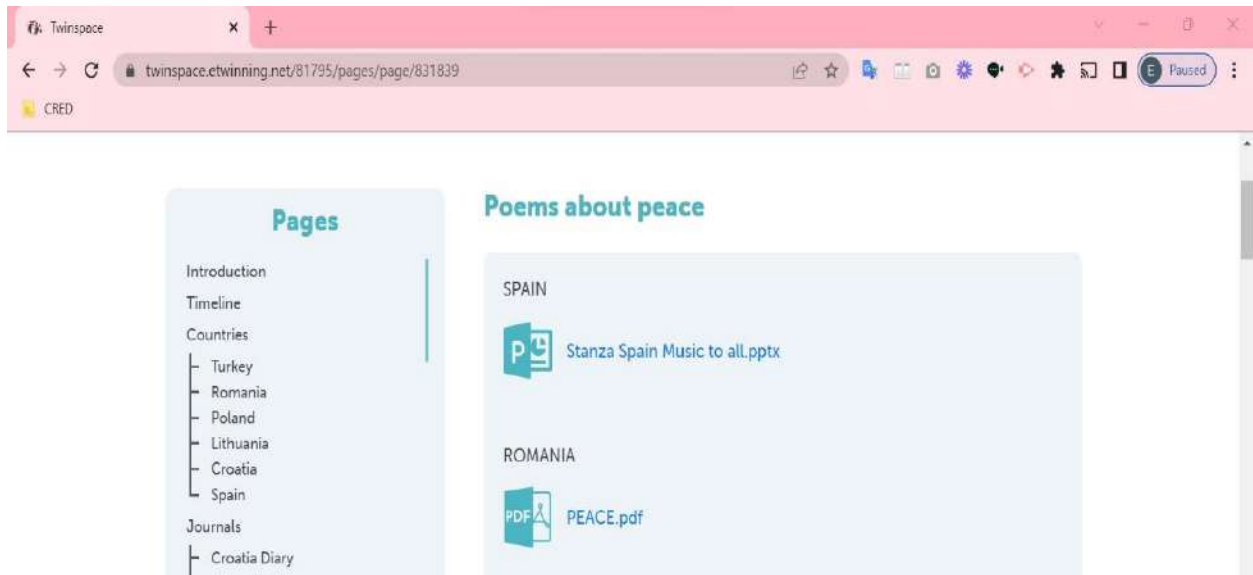
He attended the Bucharest School for Amblyopia Patients (1957-1959), middle school and high school (1960-1968) and the School for the Blind in Cluj (1968–1972). Self-taught, he made his singing debut in Cluj and in 1970 won first prize at the *Tinerete pe portativ* ("Youth on the Scale") festival. A few years later, the composer George Grigoriu began to influence him, and the two began collaborating. In 1973, his first hit, "Eternitate" ("Eternity"), was released, and the following year came four hits released on a 45 under Grigoriu's name.



In 1972 he gained admission to the University of Bucharest's Faculty of Romance Languages, French-Romanian section. He graduated in 1976 and the following April began teaching French at the School for the Blind in Buzău, where he remained until 1985. That year, he was hired as a vocal soloist at the Buzău Youth House. After the Romanian Revolution of 1989, he was engaged for several months (March–November 1990) as a soloist with the ensemble "Optimiștii", a troupe of blind performers.

In autumn 2002, ten years after retiring, Nicolescu returned to the top of the Romanian charts through a duet with the band UNU'. The hit single was called "Cântec pentru sănătatea ierbii" ("Song for the Grass's Health"). In December 2007, he released the album *Muzică ușoară...lăutărească* ("Light Music, Lăutar-style").

<https://twinspace.etwinning.net/81795/pages/page/831839> (poezie despre pace)



Praying for peace and healing
I hope we can start again
To believe, to believe
In a dream!




Spain Mobility





1. SPAIN

It was fun spending time with them.



3. LITHUANIA

It was fun spending time with them.



4. ROMANIA

It was fun spending time with them.



2. CROATIA

It was fun spending time with them.



5. TURKEY

It was fun spending time with them.



G. POLAND

It was fun spending time
with them.

November 24th, 2019 was a special day for the “Music to All” program. On this day, fourteen teachers from 5 different European countries (Croatia, Lithuania, Romania, Poland, and Turkey) visited us in Leganés (Madrid). They stayed for one week, and like good teachers, they were excited to learn.



One of the objectives of this meeting was to agree upon the implementation of the next activities that will make up the project. Since inclusion is one of the fundamental pillars of “Music to All”, there were two related workshops. In the first, the organization of our education system was explained, as were procedures that are used with special needs students; Teachers even attended an open class with these students. In the second workshop, we explored our emotions through art.



The other pillar of this project is music, for this we held another open class. In it, the visiting teachers could see the design of a lesson, with its didactics and specific activities.

n conclusion, it was a meaningful week that gave us a culturally enriching experience full of good moments and high expectations for our Erasmus+ project “Music to All”.



THE FIRST LEARNING, TEACHING AND TRAINING ACTIVITY MEETING – SPAIN

PART 1

1. **Tasks and Responsibilities:** We talked about the distribution of tasks among partners again and the new version is as the following (Application Form page 49):

- Managing the project and helping the budget control (Spain)
- Organizing amusing activities for students to enhance the communication between them (Romania)
- Preparing and publishing the pocket calendars (Croatia)
- Preparing and starting the online evaluation sessions (Turkey)
- Writing down the last version of the online and LTT meetings (Turkey)
- Designing the project website and managing it (Spain)
- Preparing the online questionnaires and statistics of them using the surveymonkey (Romania)
- Creating videos and uploading them on online platforms (Poland)
- Creating the project's e-twinning account and managing it (Lithuania)
- Thus, all the partners agree that they will fulfill the assigned tasks and responsibilities at their best.
- Spain, the applicant organization, will coordinate the project and invite partners to think about any decision making and resolves any issue that may come out as regards the completion of the activities, the meetings or any other matter (videoconferences on etwinning, decision making platforms such as tricider, answergarden, google docs). They will plan and organize the activities, make sure the results are visible on online platforms.
- Live Dictionary P9 (Poland). Preparing a dictionary by using Web 2.0 tools and uploading it on e-twinning and the website. It will consist of daily expressions, be written, auditory and visual, and include partner countries' language and English meanings. This will be ready by the end of January, 2020.

2. **Uploading the activities on e-twinning, using Twinspace and on the project website "www.musictoall.eu":**

E-twinning: We will create a title for each activity in the part of E-twinning Activities and upload the activities here. Lithuania will be responsible for opening the titles.

YouTube: The account will be created after the Spain mobility by Poland. The videos will be put here. Only one account will be used by all the partner countries and they will have the password.

Website: Spain created the website "www.musictoall.eu". Arturo or another Spanish teacher will be responsible for updating it. He will get necessary materials from the E-twinning and YouTube accounts. Spain will upload common results. The partners will send the products to Spain and Lithuania.

3. **Permission from Families:** As we know, the students will be working on the project actively. We will take photos and create videos. We decided that we would receive the parents' permission to create and share them.
4. **The problem of students' communicating and talking to hosting students before the mobilities:** After the Spain mobility, each partner country will choose the students who will attend the LTT activities. The hosting countries will determine the hosting families for the students at least 1-2 months before the mobility and send the information (email, whatsapp, fb account etc.) of the families to other countries. The students will get to know each other in this way before the mobility. The students will prepare presentations about themselves. (To Lithuania Mobility: 2 boys and two girls from Turkey, Spain and Poland / 1 boy and 3 girls from Romania and Croatia)
5. **Ways of Effective Communication among Partners:** We have created a Whatsapp group. We will use it when necessary. We will send the emails to each country.
6. **Visibility and Dissemination Activities:** We read pages 111 about this issue. The dissemination activities include brochures, pencils, signboard, flags, calendar, news and announcements in newspapers and the meetings. It is important that these activities and the materials should be shared on our common platforms. Partner corners: It will be a separate title on E-twinning and website.
7. **Turkey and Lithuania Mobilities' Dates:** We decided that the working days would be from 9th to 13th March 2020 for mobility to Turkey and from 11th to 15th May 2020 for mobility to Lithuania.
8. **The Best Method to fill in the Questionnaires:** We will create a google account for each one of our pupils and they will fill in the forms through their google accounts.
9. **The Number of Participants for LTT Activities** (Short-term exchanges of groups of pupils): Participants' number has to be minimum 4 students and 2 teachers in teaching, learning, and training activity meetings. We will take students aged between 11 and 14 to the mobilities.

10. **Hosting Families:** Students will stay in host families. The visited country will find the appropriate families.

PART 2

1. Talking about Time Table Activities:

Activities before Spain Mobility: We talked about the activities that we were supposed to do until the Spain mobility and decided to complete the ones which had not been done yet. We emphasized that the products and activities should be uploaded on online platforms.

Activities after Spain Mobility:

P6 Journal: Teachers and students who take part in the mobility will write comments about it. The comments will be in both the partner's mother tongue and English. They will be written on "Twinspace Journal Part".

P7 You know it. Now notice and introduce it to us: After Spain mobility, we will organize a workshop and explain the staff the things that we learn. We will upload the photos and products on online platforms. After each mobility, the activities carried out will be displayed in the partner corners in the schools.

P8 Logo Competition: Students and teachers are invited to design a logo and vote online for their favourite one. It will be used on products. The coordinator will award the winner.

The rules how to prepare the logos:

Students will draw it on A3 sheet (29.7cm x 42 cm). Logo should contain all the partners. They will be voted according to:

Visuality: It should be well-designed visually. Words or sentences should be legible. Images should be clear. It should not include any politics.

Intelligibility: It should be clear to understand.

Originality: It should not be copied from a famous logo.

Eligibility: It should not be a picture or a poster.

Relevance: It should be about the project.

Logo Selection Calendar:

After the Spain mobility, each partner will announce the competition in their school. They will do it in December and January. Each school will have chosen their winning logo by the end of January. And they will send them to Romania by the end of January the latest. We will send our own winning logo to Romania by the end of January and the project logo will have been chosen by the end of February.

February: We will choose the project logo online among the logos sent to Romania. We will vote for the logos till 24:00 (Brussels time), February 1st to 24th. The votes given after 24:00 will not be considered. This questionnaire will be created in a way that only one vote can be given from the same computer IP. Everybody can vote. The schools can share the logo competition on social media.

P9 Live dictionary: Poland will determine at least 10 (maybe a bit more) English words or short statements often used in daily life, put them in a table. They will share the table with the partners on maybe google drive so that each country can write their own part and everybody can see it. Thus, we will create a mini dictionary. The partners will learn them before the mobilities. Lithuania will share it on our E-twinning account.

P10 Introducing National Days: A presentation with pictures/videos/songs about their national days, upload it on etwinning and website. Products will be displayed in the partner corners. (by the end of February)

C2 Turkey Mobility: Considering P10 activity, the participants will prepare a presentation about the national days of their own countries. During the activity, they will present it (a presentation with pictures/videos/songs about national days).

Choosing and preparing the materials: It is possible to make the work of rhythm amusing and economical. Therefore, the appropriate materials (musical instruments or idle belongings) should be chosen or be prepared. An idle belonging can be turned into a kind of musical instrument by the students with economic obstacles. This can be a wise solution especially for them. We can use wooden sticks, pencils, spoons, boxes and bottles as musical instruments. This kind of practical solutions will facilitate the music activities with disadvantaged children. With this purpose in mind, the hosting country will organize a workshop.

Partners will make a research about how to create musical instruments from appropriate materials prior to the mobility. They will contribute to the workshop by sharing their works. The workshop will include demonstrations, theory and implementation. We will record it and use a flash mob.

Rhythm: The instruments are ready in this stage. Now, it is time to teach the teachers how to use the instruments in rhythm. They will be recorded. They will work to create common products after the rhythm activity. The best performance will be recorded. This will be shared on online platforms and take place in the project CD.

PART 3

- 1. Budget Management:** Turkey made some explanations about it and each country agreed. The hosting country is supposed to give a certificate of attendance to each participant. It is necessary to get the budget. The NAs demand it. The certificate has to include the mobility

date, the objectives or the topic of the mobility, the formal Erasmus+ logo, the name/surname and signature of the headmaster/mistress and the stamp. "Prepare a budget chart that indicates how much we have spent and how much money we have. The partners can issue a bank card which indicates the project payments so that it can be easier to document the expenses. If not, they will keep the receipts to follow the budget chart. We will consider the most reasonable price to carry out certain activities, the meetings will be held with the related attendees. The hosting country will inform the partners of the approximate costs that they will have. We will fix the mobility dates as much earlier as possible. Thus, we will have a chance to buy the plane tickets cheaper. The cost of communication (mobile phone) with students, parents and partners will be met by the project management budget.

As it is important to buy the mobility plane tickets cheaper, we decided to buy the tickets as soon as earlier, so we fixed the dates of the next 2 mobility dates. So the participants should be decided earlier.

The transportation of the team members upon arrival and departure at the airport and to the hotel will be arranged. It will be indicated to the team members which airport should be used for the team travelling in order to make flight arrangements in a proper way. The hotels should be located near the schools in order to minimize the travel time. A workroom will be set up at schools with the supplies required for the project meeting works. In addition, regarding the budget control, the hosting country will inform the partners of the approximate costs that they will have such as hotel, travel, food and drinks etc.

It is important that students should stay in host families so that we can spend the budget in an economical way.

It is necessary that the Erasmus+ logo should be included in the project products and digital documents etc.

Ilhan BALCI
Project Coordinator
Turkey

Arturo DE LA ROSA
Project Coordinator
Spain

Kaja RUSZKOWSKA
Project Coordinator
Poland

Ilona GALECKIENĖ
Project Coordinator
Lithuania

Ancuta STOICA
Project Coordinator
Romania

Žaklina MAJETIĆ MUFIĆ
Project Coordinator
Croatia

Music to all

KA229 ERASMUS+ PROJECT

LEGANÉS MADRID (SPAIN)

"Music is the great uniter. An incredible force. Something that people who differ on everything and anything else can have in common."

AGENDA

| | |
|-------|--------------------------|
| Day 1 | Sunday, 24 November 2019 |
| ----- | Arrival day |

| | |
|-------|---|
| Day 2 | Monday, 25 November 2019 |
| 09:00 | Reception at the school, meeting all the teachers, staff, etc. |
| 10:00 | Official presentation of the project (local and education authorities, press, etc.) |
| 11:00 | Coffee break |
| 11:30 | Presentation about Spain |
| 12:00 | School tour |
| 13:00 | Presentation about Turkey |
| 13:30 | Lunch |
| 19:00 | Afternoon in Leganés |
| 21:00 | Welcome Dinner |



Funded by the
Erasmus+ Programme
of the European Union



Music to all

| Day 3 | Tuesday, 26 November 2019 |
|-------|---|
| 9:00 | Presentation about Lithuania |
| 9:30 | Presentation about Romania |
| 10:00 | Presentation about Poland |
| 10:30 | Coffee break / Reception at the town hall |
| 12:30 | Open music class of the 5 th grade children. |
| 13:15 | Lunch |
| 16:00 | Cultural visit: Segovia |
| 20:30 | Dinner in Segovia |

| Day 4 | Wednesday, 27 November 2019 |
|-------|---|
| 9:00 | Meeting to plan the dates of the online and LTT activities 19/20, student's participation on eTwinning, Videoconferences to meet students, etc. |
| 10:00 | Inclusion workshop with the special needs team |
| 11:30 | Coffee break |
| 12:00 | Presentation about Croatia |
| 12:30 | Meeting to decide the initial, formative and summative assessment of the project |
| 13:30 | Lunch |
| 16:00 | Cultural visit: Madrid |
| 20:00 | Zarzuela |



| Day 5 | Thursday, 28 November 2019 |
|-------|--|
| 9:00 | Meeting about LTT "Logo competition" (dates, criteria, tools to participate, etc.) |
| 10:00 | Meeting about LTT "Live dictionary" (platform, contents, tools, etc.) |
| 11:30 | Coffee break |
| 12:00 | Cultural visit: Toledo |
| 21:00 | Dinner in Toledo |

| Day 6 | Friday, 29 November 2019 |
|-------|--|
| 9:00 | Meeting about LTT "National days". |
| 10:30 | Meeting about the pieces of advice and remarks received about the project by our NSA |
| 11:30 | Coffee break |
| 12:00 | Final meeting and other aspects that are pending. |
| 13:00 | Lunch |
| 16:00 | Free time. Suggestion: Madrid. |
| 21:00 | Farewell dinner |

| Day 6 | Saturday, 29 November 2019 |
|-------|----------------------------|
| ----- | Departure day |



Turkey Mobility

March 9th, 2020 was a special day for the “Music to All” program. On this day, thirteen teachers from 5 different European countries (Croatia, Lithuania, Romania, Poland, and Spain) visited us in Unye (Ordu). They stayed for one week, and like good teachers, they were excited to learn.



The objective was:

- learn how to make musical instruments from waste things/idle belongings,
- enhance their knowledge about how to make rhythm,
- improve their competences about how to make a rhythm performance using idle belongings,
- improve their ability to work together,
- develop their hand skills and creativity,
- have information about the national days of the partner countries, have a greater understanding towards them and learn a lot about them.





The first day we started off with the official launch.





LTT Time Table

| 07.03.2020 | 08.03.2020 | 09.03.2020 | 10.03.2020 | 11.03.2020 | 12.03.2020 | 13.03.2020 | 14.03.2020 | |
|-----------------------------------|--------------------------------|---------------------|-------------|--------------------------------------|-------------------------|---------------|---|--|
| SATURDAY | SUNDAY | MONDAY | TUESDAY | WEDNESDAY | THURSDAY | FRIDAY | SATURDAY | |
| ARRIVAL DAY (SPAIN AND LITHUANIA) | ARRIVAL DAY (CROATIA, ROMANIA) | 09:00 | 09:00 | 06:00 | 09:00 | 09:00 | DEPARTURE (Spain, Romani, Poland and Croatia) | |
| | | WELCOME CERAMONY | C2 WORKSHOP | CULTURAL WORKSHOP AND VISIT: TRABZON | C2 WORKSHOP | VIDEO CAPTURE | | |
| | | 10:30 | 10:00 | | 10:00 | 10:00 | | |
| | | YEREL LEZZETLER | COFFE BREAK | | COFFE BREAK | VIDEO CAPTURE | | |
| | | 11:30 | 10:30 | | 10:30 | 10:30 | | |
| | | SCHOOL PRESENTATION | C2 WORKSHOP | | C2 WORKSHOP | PRESENTATION | | |
| | | 12:30 | 11:30 | | 11:30 | 11:30 | | |
| | | Meeting with Mayor | COFFE BREAK | | COFFE BREAK | COFFE BREAK | | |
| | 11:00 | 13:30 | 12:00 | | 12:00 | 12:00 | | |
| | UNYE VISIT AND KEBAP | LUNCH | C2 WORKSHOP | C2 WORKSHOP | PRESENTATION | | | |
| | | 15:00 | 13:00 | 13:00 | 13:00 | | | |
| | | WORKSHOP: EBRU ART | LUNCH | LUNCH | LUNCH | | | |
| | | 17:00 | 14:00 | 14:30 | 14:30 | | | |
| | | FREE TIME | ORDU TRAVEL | PROJECT MEETING | PRESENTATION | | | |
| | | 19:30 | | 15:30 | 15:30 | | | |
| | | WELCOME DINNER | | WORKSHOP: TURKISH FOLK DANCE | FREE TIME | | | |
| | | | | 17:00 | DEPARTURE FOR Lithuania | | | |
| | | | | FREE TIME | | | | |
| | | | | 19:30 | | | | |
| | | | | CULTURAL TURKISH NIGHT AND DINNER | | | | |
| | ARRIVAL (POLAND) | | | | | | | |

THE SECOND TEACHING, LEARNING AND TRAINING ACTIVITY MEETING – TURKEY PART 1

11. Uploading the activities on e-twinning, using Twinspace and on the project website "www.musictoall.eu":

E-twinning: We have created a title for each activity in the part of E-twinning Activities and upload the activities here. All titles are ready to upload the products. We have checked the products on e-twinning. We have decided to complete the missing ones at the end of March. Lithuania will send a reminding email one week before.

YouTube: The account has been created by Poland. The videos will be put here. Only one account will be used by all the partner countries and they will have the password.

Website: Spain created the website "www.musictoall.eu". Spain will be responsible for updating it. He will get necessary materials from the E-twinning and YouTube accounts. Spain will upload common results. The partners will send the products to Spain.

12. Visibility and Dissemination Activities: We read page 111 in the application form about this issue. The dissemination activities include brochures, pencils, signboard, flags, calendar, news and announcements in newspapers and the meetings. It is important that these activities and the materials should be shared on our common platforms. Partner corners: It will be a separate title on E-twinning and website. We will use the project logo on each product and the presentations.

13. Lithuania Mobilities' Dates: We have decided to do the mobility to Lithuania in September 27th to October 3rd, 2020 because we had to change the date because of the corona virus.

PART 2

2. Talking about Time Table Activities:

P11 Create your musical instrument/show us your rhythm: Participants have taught each other how to create an instrument from idle belongings/waste materials, made them and recorded a rhythm performance. When they return to their countries, they will do the same activity and make the product with their students at school, too. The products will be uploaded on online platforms.

P12 Story of your songs: Each partner will prepare a presentation about the story of their countries' songs. They will introduce two songs, their story and sing them. Students will write the story and sing them. This activity will be completed by June.

C3 Third TLT Agenda (Lithuania):

Turkey will give information about checking the progress of the project.

We talk about how to use mobility tool.

In accordance with P12 activity, students will prepare a presentation about story of their countries' songs. They will introduce a song, its story and sing it.

Listening to the sound, distinguishing it, stories with music/singing songs: We will carry out activities of matching the sounds with their sources, distinguishing the direction of the sounds and perceiving the volume.

The hosting country will prepare a workshop. We will learn to tell the sounds in nature by the help of the stories with music via a workshop.

We will sing some well-known children songs/record one of them. Lithuania will decide the song. Each country will teach students in the mobility it. And the students will sing it in Lithuania altogether.

P13 Fête de la Musique (World Music Day, June, 21st) Celebrating World Music Day at school. Products will be uploaded on online platforms.

P14 Monitoring the project/Checking the progress: We will do it on etwinning. Spain will organize an online meeting and determine a day/time at the end of June and inform the partners. Turkey will prepare a worksheet. In the online conference, we will check the previous activities and plan the next ones. We will discuss the problems if any. And we will talk about the results of the worksheet in Lithuania.

P15 Evaluating the questionnaires: Turkey will prepare an evaluating questionnaire according to the project's objectives and send it to Romania. Romania will organize it as an online questionnaire. Participants will answer the questionnaire. We will upload the analysis on common platforms. Teachers and students will write comments about the uploaded works.

Ilhan BALCI

Arturo DE LA ROSA

Ray Doherty

**Project Coordinator
Turkey**

**Project Coordinator
Spain**

**Project Coordinator
Poland**

**Ilona GALECKIENĖ
Project Coordinator
Lithuania**

**Ancuta STOICA
Project Coordinator
Romania**

**Žaklina MAJETIĆ MUFIC
Project Coordinator
Croatia**

Lithuania Mobility



VILKAVIŠKIO R. KYBARTŲ „SAULĖS“ PROGIMNAZIJA

Budžetinė įstaiga, J. Basanavičiaus g. 90, LT-70424, Kybartai.
Duomenys kaupiami ir saugomi Juridinių asmenų registre, kodas 295471890,
tel. (8 342) 30 147, faks. (8 342) 30 147, el. p. kybartusaulerast@vilkaviskis.lt

Erasmus+ KA229 School Exchange Partnership project "Music to all" 2019-1-ES01-KA229-064183_2/1 Learning /Teaching / Training Activities 3rd – 9th October, 2021 Kybartai, Lithuania

| Day | Time | Name of the activity | Venue | Remarks |
|---|---------------|--|--|---------|
| Sunday, 3rd October | 18.00- 4.00 | Arrival | Hotel "Sirvinta", J. Basanavičiaus a. 5, 70101 Vilkaviškis | |
| Monday, 4th October | 9.15 | Reception at the school. | Vilkaviškio r. Kybartų "Saulės" progimnazija. | |
| | 9.30-10.45 | Opening ceremony of the third stage of the project. | School hall | |
| | 10.45-11.15 | Coffee break | Room 108 | |
| | 11.15-12.10 | School tour (virtual) | Room 103 | |
| | 12.15 – 13.15 | Workshop "Body percussion" | Room 103 | |
| | 13.15 – 14.00 | Lunch break. | School canteen | |
| | 14.00 – 16.30 | A tour of the town with interactive tasks, games and stops at Kežys Art Gallery. | Room 103, Kybartai | |
| | 17.00-20.00 | Welcome party | Café "Robeda" | |
| | 20.00 | Returning to the hotel. | | |

| | | | | |
|--|---------------|--|-----------------------|--|
| Tuesday, 5th October | 9.15- 10.15 | Visit to Vilkaviškio Municipality. | Vilkaviškis | |
| | 11.00-11.30 | Coffee break. | Room 104 (S) / 105(T) | |
| | 11.30-13.00 | Story of your songs: introducing a song, its story and singing (Spain, Turkey, Poland, Croatia, Romania) Part 1 | School hall | |
| | 13.00- 13.30 | Lunch | School canteen | |
| | 13.35-14.15 | Story of your songs: introducing a song, its story and singing (Lithuania) Part 2 | School hall | |
| | 14.15-14.30 | Coffee break. | Room 104 (S) / 105(T) | |
| | 14.35-15.25 | Workshop "Teach me your rhythm" | Room 103 | |
| | 15.30-18.00 | Workshop: in the centre of ancient crafts "Virkalis vartai" | Virkalis | |
| | 18.15- 21.00 | Discotheque | Lobby (ground floor) | |
| | 21.00 | Returning to the hotel. | | |
| Wednesday, 6th October | 7.00- 20.00 | Cultural visit to Vilnius. | Vilnius | |
| Thursday, 7th October | 9.00-11.00 | Workshop "Music through Time" in Paežeris Manor | Paežeris | |
| | 11.30-12.00 | Coffee break. | Room 104 / 105 | |
| | 12.00 – 13.00 | Learning a collective song. | Room 103 | |
| | 13.10 – 13.55 | Lunch break. | School canteen | |
| | 14.00-15.00 | Learning and recording a collective song. | Room 103 | |
| | 15.00-15.30 | Coffee break. | Room 104 / 105 | |
| | 15.30-16.30 | Games. | Lobby (ground floor) | |
| | | | | |

| | | | | |
|---|--------------|---|---|--|
| | | Teachers' meeting: summing-up the results of the Learning /Teaching / Training activities, planning the next stage of the project | Room 105 | |
| | 17.00-18.00 | Participating in the rehearsal of the brassband orchestra "Kybartai". | Kybartai Cultural Centre | |
| | 19.00- 21.00 | Farewell dinner. | Cafe "Pugasas", Vilkaviškis | |
| | 21.00 | Returning to the hotel. | | |
| Friday, 8th October | 9.10- 10.15 | Workshop "Sand art". | Room 103 | |
| | 10.20- 10.40 | Coffee break. | Room 104 / 105 | |
| | 10.50- 12.00 | Workshop "Playing music with "African Drums". | Gym | |
| | 12.05-12.50 | Lunch. | School canteen | |
| | 13.10 | Returning to the hotel. | | |
| | 14.00-16.00 | Adventures in the Corn Maze. | Vilkaviškis | |
| | 18.00 | Dinner. | Vilkaviškis Bowling alley/"Luna Rosa" | |
| Saturday, 9th October | 6.00- 9.00 | Departure. | | |



Funded by the
Erasmus+ Programme
of the European Union



Scanned by TapScanner

MONDAY, the 4th October 2021



The team of Turkey



The team of Croatia



The Team of Romania



The team of Lithuania



The team of Poland



All the participants of Learning, Teaching and Training Activities in Lithuania



TUESDAY, the 5th of October 2021



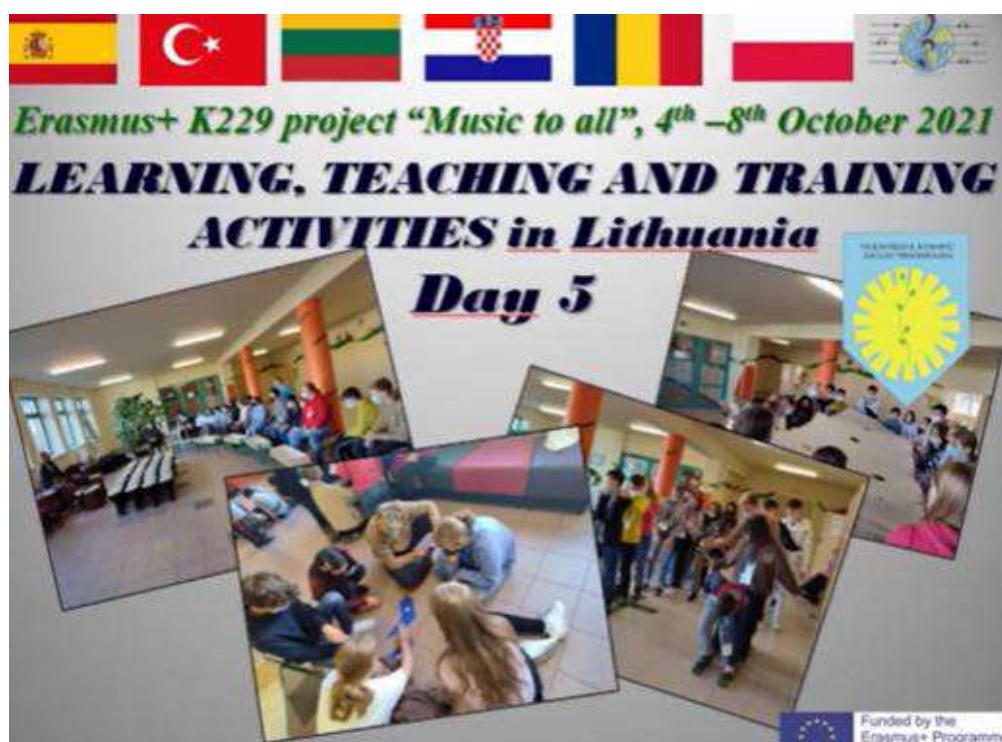


THURSDAY, the 7th of October 2021





FRIDAY, the 8th of October 2021







Croatia Mobility

- Music to all - mobility in Ravna Gora

4.4.2022. - 8.4.2022.

Students and staff of the Elementary School of Dr. Branimir Markovic hosted the international Erasmus + Project Music to all (Music for all). They hosted students and staff from Lithuania, Poland, Romania, Spain and Turkey. The project, which aims to connect different peoples, cultures and languages, began in 2019, and enters the final phase in 2022. the implementation of the project was marked by a global corona virus pandemic, and more recently a war. The project, which connects with the universal language - the language of music and song, enabled the participants to connect on an emotional and personal level, which was very necessary for everyone.

Project Coordinator at the Elementary School Dr. Branimir Marković, Žaklina Majetić Mufić involved all employees and students of the school in the organization and implementation of the project. In times of general uncertainty and uncertainty, we have shown how much can be achieved through community and teamwork.

The grand opening program began at the school gym. The program began with the solemn intonation of the Croatian national anthem performed by music teacher Vanja Zelčić. Welcoming speeches were given by representatives of local authorities and school principal Nataša Možgon Kauzlarić.



We spent the first day singing, and Tuesday was dedicated to getting to know Croatian traditional dances and visiting Plitvice Lakes. Although the day was spent hiking, the guests were delighted with the natural beauty of Plitvice Lakes, as evidenced by the common picture that was created in front of the Great Waterfall. We returned to Ravna Gora in the late evening full of impressions and new

friendships.



Wednesday morning was reserved for visits to Rijeka, representatives of the Primorje-Gorski Kotar County, and some saw the sea for the first time and there was no end to the enthusiasm. In the Governor's Palace, the project participants were hosted by the Deputy Prefect of Primorje-Gorski Kotar Marina Medarić and the Head of the Board for Education Edita Stilin. In the afternoon, we returned to Ravna Gora, where another workshop on traditional dances was held, led by Gordana Gerić Paulić.

Thursday was the "final" day in which the participants prepared for the gala concert at the House of Culture, which was attended by local choirs conducted by Žaklina Majetić Mufić. The Vitaneo Vocal Group, the Gimpl Mixed Choir, the Brezice Children's Choir and project participants who sang together learned songs and danced the diridic dance performed.

On Friday, we presented the musical heritage of Gorski Kotar to the guests. In cooperation with Davor Grgurić, president of the association "Musical Meetings of Gorski Kotar", a concert of heligonkars was held. Elementary school students Dylan Gašparac and Mark Poje from Croatia, accompanied by Matija Turk, introduced themselves to the project participants.

Students and staff of the Elementary School Dr. Branimir Markovic felt great satisfaction and pride that they hosted an international project and that in difficult times they put a smile back on people's faces and hope for unity. We are looking forward to new projects and mobility.

Martina Majetić

Romania Mobility

13-19 March 2022

After this tough period in which we couldn't see each other physically, we finally had the opportunity to host the mobility within the Erasmus + Project, " Music to all".

For a week, our school, Scoala Gimnazial nr 184, had the honour to host our partners (teachers and students), from Spain, Croatia, Lithuania, Turkey and Poland.

The first day we welcomed our partners with traditional dances performed by our students, followed by an ice breaking exercise in order for the students to get to know each other





After the welcoming reception, we had the first workshop: **World music day!** - all the partners had to present how they celebrated in their countries.

The workshop was followed by a guessing game - kahoot -and here students had to guess the song in order to get points.

In the afternoon we prepared the project opening ceremony and we tried to bring a little piece of Romania through songs, dance, monologues, body percussion,etc.



The following day, started with **Corporal percussion**, the main activity we had to do during this mobility, and everybody learned how to use body or different objects in order to make music.



In the following workshop we learned traditional dances from the countries involved in the project.

In the afternoon we visited the Village Museum and the teams had to solve some challenges in order to learn more about Romanian villages.



On Wednesday, each country had presentations about leading folk singers and presentations about musicians with disabilities, followed by teacher's meeting where we discussed about the following mobility in Croatia and the responsibilities we have till then



In the second part of the day, we had the opportunity to see the Palace of Parliament from Bucharest, the second largest building in the world.



The fourth day found us at Bran Castle, to meet with Count Dracula and his castle full of rich history.

And in the last day we visited the Municipality in Bucharest and we were also proud to offer our guests the Attendance Certificates after a long and beautiful week.



Poland Mobility

At the turn of May and June 2022, Prywatna Szkoła Podstawowa nr 72 "Szkoła Marzeń" hosted students and teachers from schools from Croatia, Spain, Lithuania, Turkey and Romania.



The project meeting was the result of three years of cooperation between schools as part of the implementation of the Erasmus + project "Music to all". Mobility in Poland was the last summing up meeting.



WHY ERASMUS?

Teachers and parents of students, as well as the management of the School of Dreams, want to enable young people to learn about the common achievements of European culture through participation in a joint international project. We believe that direct contacts, mutual observation of the everyday life of colleagues from European countries and work on common tasks will allow our students to become more aware of how much we connect and how important European unity is. In addition, we want to help our students develop intercultural and linguistic competences. Education systems are constantly changing, and mutual exchange of experiences and watching solutions introduced by other schools allow for further development.





WHY MUSIC?

Project entitled "Music to all" involves international cooperation in which the common denominator is music and broadly understood culture, and the aim of which is to discover by young people that we have more things in common than divide us. Music is supposed to be a universal language that people can communicate with, regardless of their origin or culture in which they grew up.

During the meeting, students and teachers took part in numerous workshops prepared by the teachers of the School of Dreams. During the project week, the words and music were written and to the song: All we need is peace, students also had the opportunity to take a drumming lesson, sang a song entitled: Zombie, the content of which the young people wanted to draw attention to the atrocities of the war taking place across the eastern border. . A moment of reflection.

International sports games, a walk and a bonfire in the area of Zimne Doły, a visit to the Palace of Culture and Science, a walk through the Warsaw Old Town, a visit to the Fryderyk Chopin and in the Sejm of the Republic of Poland.



The week was honored with a meeting with local government authorities, represented by the Mayor of Piaseczno, Mr. Daniel Putkiewicz, and his deputy, Mrs. Hanna Kułakowska-Michalak. During the meeting, participants had the opportunity to learn about the extensive activities undertaken in the commune. Another guest of our group was Ms. Justyna Napiórkowska, an expert of the Team Europe network cooperating with the Representation of the European Commission in Poland. The subject of the meeting was the common roots of European culture, its contemporary features, but also the resulting ecological challenges as well as the context and cultural and ecological assumptions of the EU Bauhaus project.



The project meeting was graced by the concert of the band Łysa Góra, whose drummer and vocalist is Krystian Jędrzejczyk - the teacher of the School of

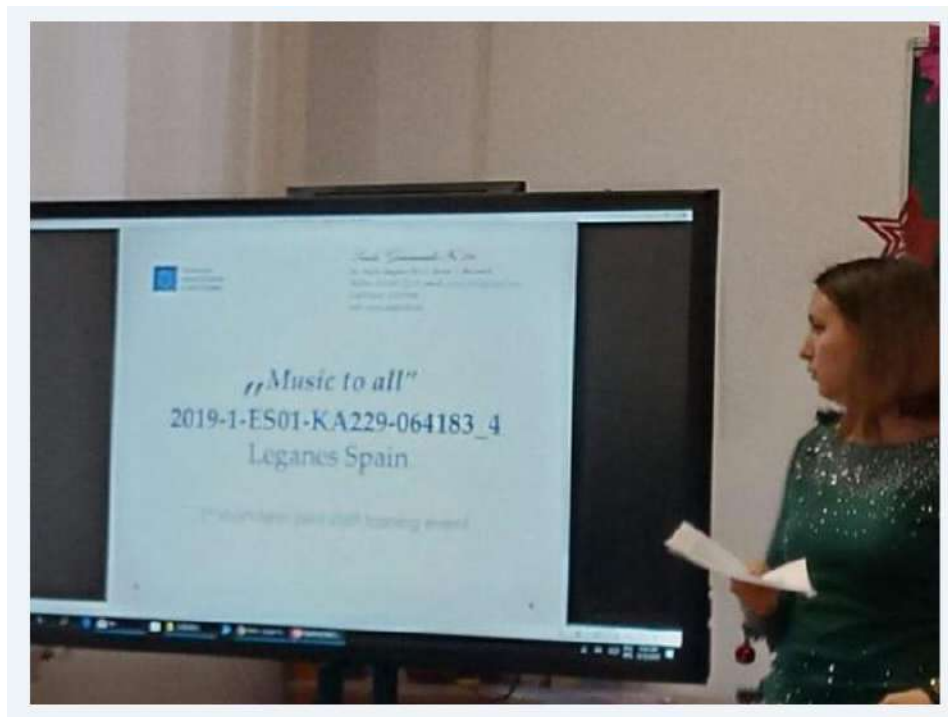
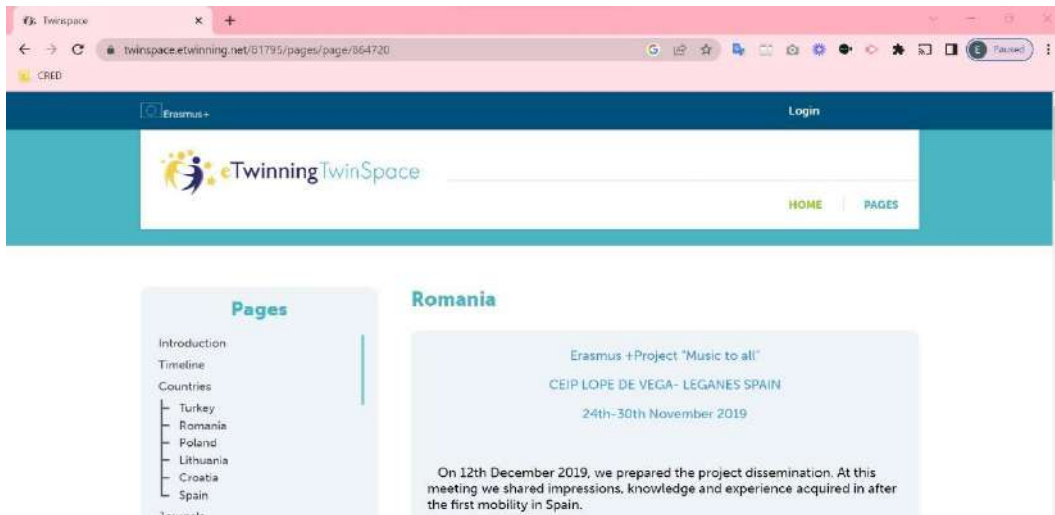
Dreams. The concert was a great dose of energy for the audience who danced to the rhythm of folk music, deeply rooted in Slavic culture.

A project meeting is not only the implementation of the project assumptions, it is also friendships between participants, and these often last much longer than the project itself.



Diseminare și valorizare:

- Prezentarea proiectului tuturor profesorilor din școală
- Organizarea de workshop-uri pe tema MUZICA
- Proiect eTwinning la care vor avea acces un număr cât mai mare de profesori
- Afișe, posetere și flayere de prezentare a proiectului și rezultatelor acestuia
- Site web al proiectului
- Grup pe Facebook
- What s up





ANAFARTA ORTAOKULU- UNYE TURKEY

8th-14th March 2020

On 16 March 2020, after our second mobility, we made a presentation about the impressions and things we learned in this meeting. We shared it with our school stuff, parents and students.



The other days were also amazing, we visited the City Hall where a representative of the Mayor told us a few things about the city and the Mayor's implication in the life of the community. Back to school, we attended an open class and we had the privilege to see the students playing the block-flaute. We also learned how to use our hands, legs, body to create music. (I loved this workshop, and my colleagues teachers too). We were shown how to create musical instruments from recycled materials. (Other interesting workshop!)



It's worth to mention that we learned many things about culture, visiting important places like: Segovia (where we could see Alcazar castle, with an impressive history, the Gothic Cathedral, Aqueduct from Segovia), Madrid (Puerta del Sol, Plaza Mayor), Toledo (The Gothic Cathedral, Sinagogue Santa Maria La Blanca, Santo Tome Church, San Juan de Los Reyes). We learned a lot about their traditions, mostly by tasting their food: paella! Yummy!



Music to all















Music to all
Erasmus +







Ancuta Stoica
Scoala Gimnaziala nr. 184, Romania

is awarded with the Quality Label

For the project:

Music to all

22.08.2022



Mirela Alexandru
National Support Service
Romania

<https://twinspace.etwinning.net/81795/pages/page/865715> (evaluate)

Music to all

Final assessment

Conectează-te la Google ca să îți salvezi progresul. Află mai multe

*Obligatori

1. What country are you from? *

☐ Spain

☐ Turkey

☐ Lithuania

☐ Poland

☐ Croatia

☐ Romania

2. Was this your first time participating in an Erasmus project? *

☐ Yes

☐ No

3. Which three activities you enjoyed taking part in? *

Răspunsul tău:

4. What benefits did you get after participating in the project activities/mobilities? *

Răspunsul tău:

5. Both students with or without a disability can get academic improvement because of inclusive education? *

☐ Yes

☐ No

☐ Altele: _____

6. Was music a cross-curricular area in the last years? *

☐ Yes

☐ No

7. Do you think that the project objectives have been reached ? (For example: communication, training, to improve active and creative learning, etc.) If so, which ones? Motivate your answer. *

Răspunsul tău

8. How did participating in the project improve your academic skills? Motivate your answer. *

Răspunsul tău

9. Please give us feedback about the "Music to all" project (activities, topics, mobilities, impressions, etc.) *

Răspunsul tău



Trimite

Goleste formularul